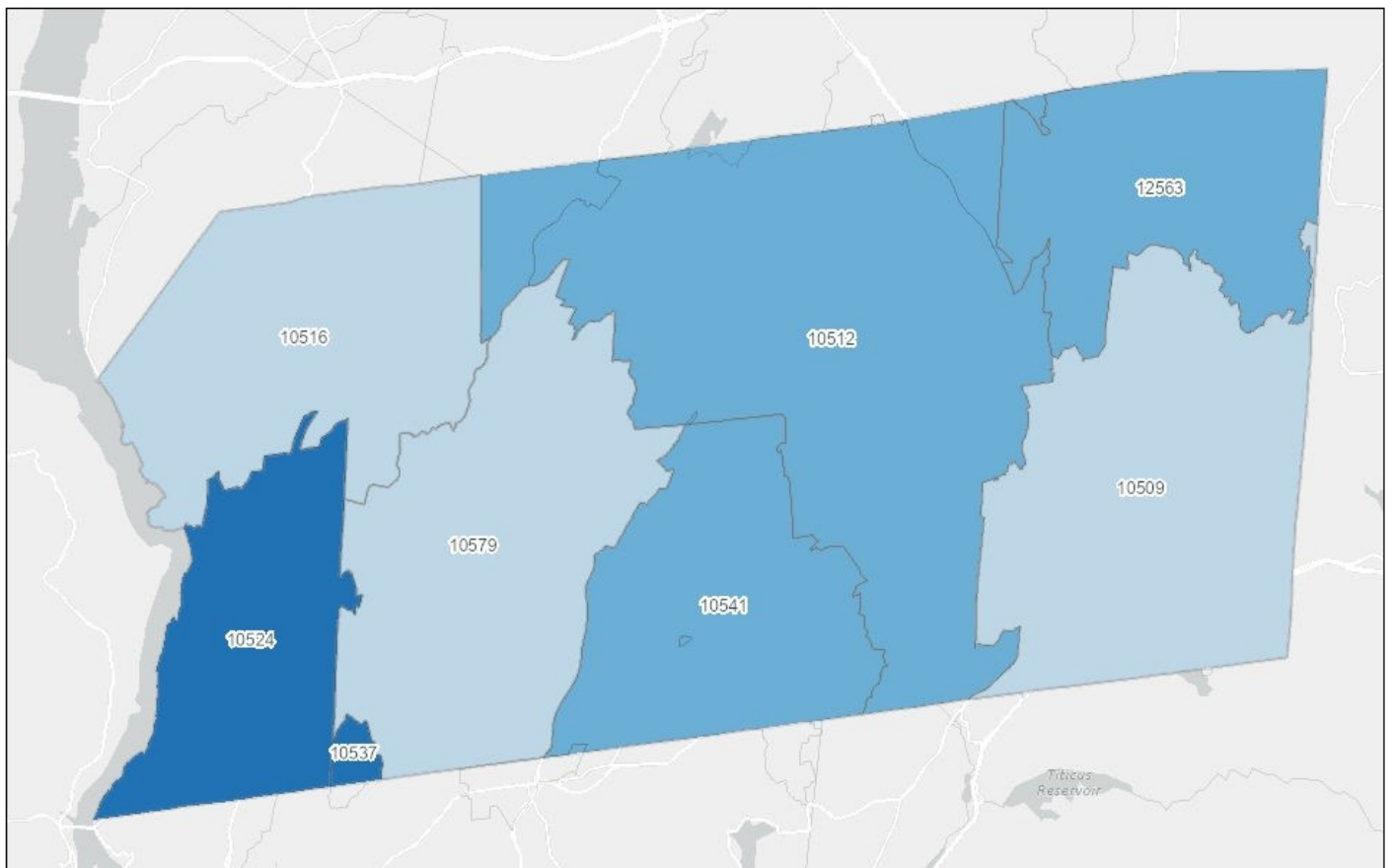


# Putnam County Weekly COVID-19 Surveillance Report


COVID-19 incidence per 100,000 residents by zip code for the week of 12/31/2023- 1/6/2024



1/12/2024, 12:49:55 PM

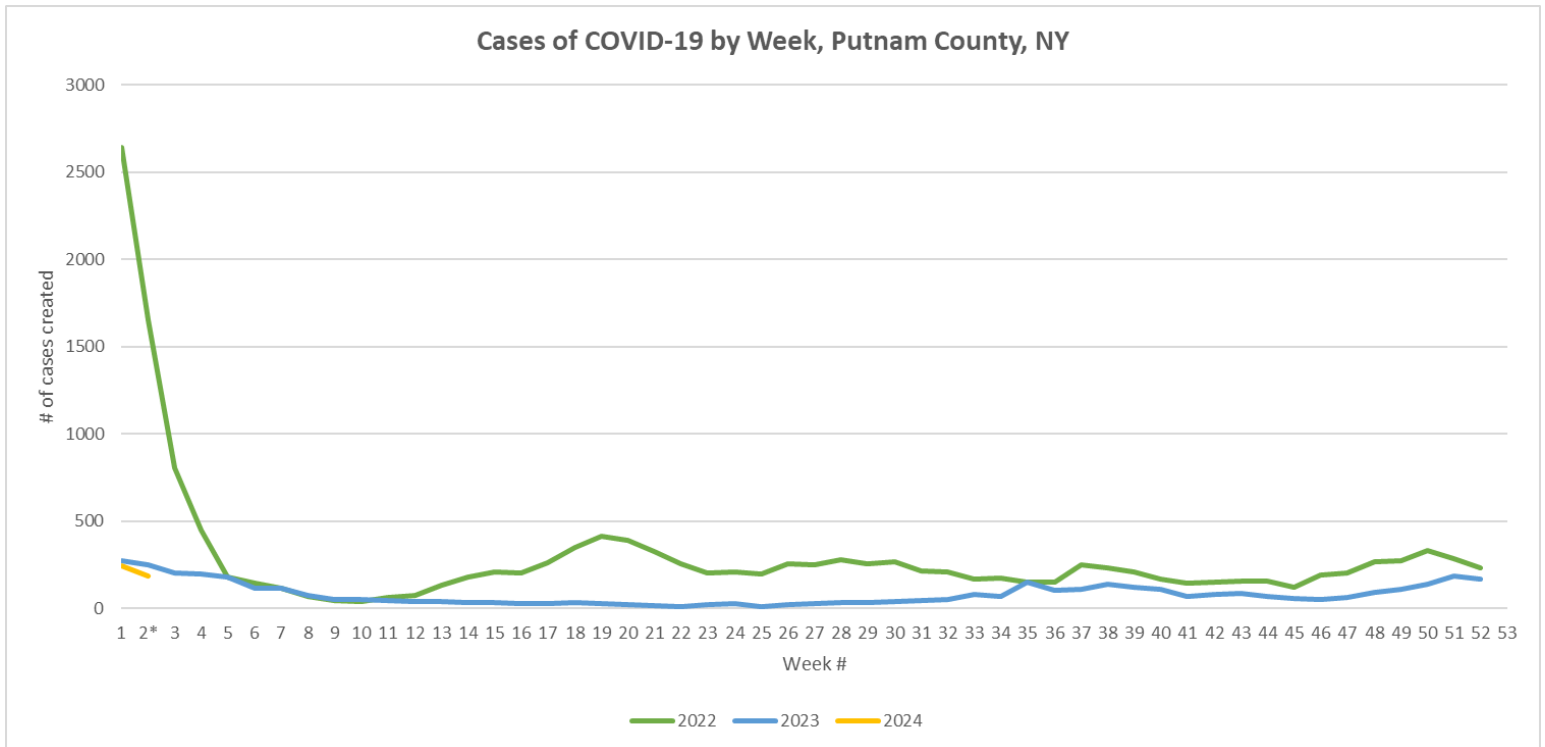
Covid cases by zip

> 100 - 200    > 200 - 300    > 300 - 400



\*10512 incidence area also includes portions of 12533, 12531 & 12582 that are in Putnam County.  
 10541 incidence area also includes 10542 & portion of 10588 that is in Putnam County

Putnam County Health Dept.



\*Week 2 includes partial data for 1/7/2024-1/11/2024 only

MMWR Week	Week Ending	# Cases	Cases YTD*	PHC** Admits	PHC** Admits YTD*
49	12/9/2023	109	3682	4	139
50	12/16/2023	137	3819	3	143
51	12/23/2023	183	4002	7	146
52	12/30/2023	169	4171	6	153
1	1/6/2024	245	245	12	12

\* YTD: Year to date  
 \*\*PHC: Putnam Hospital Center

The last 4 weeks of data for 2023 will be included in the 2024 table for several weeks for comparative purposes

Source Information:

- Cases- lab confirmed positive results with Putnam County residency reported to the NYS Communicable Disease Electronic Surveillance System (CDESS) by CDESS creation date
- PHC Admits- as per NYSDOH at <https://health.data.ny.gov/Health/New-York-State-Statewide-COVID-19-Hospitalizations/jw46-jpb7>

For statewide COVID data, [click here](#)